












APPENDIX - I

Sr. No.	Item	Suggested Layout	Specifications	Qty.
1	Providing and Fixing Cast Iron two / three Seater bench with Seat cushion		<ul style="list-style-type: none"> Design with self-closing seat and desk opening closing system Seat has self-closing mechanism which will operate by means of spring Seat back comprises with ply with leather cover with 1.5 in 40 density U Foam. Ply wood should comply with ISI mark, fire resistant, water proof, termite proof. Writing board should be fire-resistant, water proof, termite proof Plywood. Under structure fitting is to be made by successful bidder Load capacity: 130 kg. per seat Benches per Classroom: To seat 63 minimum (In the form of 2 seater and 3 seater benches) Layout and final designed to be approved before supply 	60 Nos.
2	Lab Tables with drawers		<ul style="list-style-type: none"> Type: Modular MOC: CRCA Epoxy Powder Coated Main box & door 20 SWG & shelf 20 SWG Color shade as per institute choice. Size: 1500 (l) × 750 (w) × 900 (h) mm CRCA 50×25 mm Pipe Frame Structure Back cover & End Cover panels both side- 20 SWG Top: 18 mm jet black polished granite 1 shutter set All related hardware, handle, locks, etc. of SS 316 (Kitch/Dorma) 	35 Nos.
3	Store well Cupboard (Wooden)		<ul style="list-style-type: none"> Type: Wooden Store well Cup Board with open able Shutters MOC: MDF having thickness of 18 mm Size: 1200 × 710 × 450 mm Or 900 × 710 × 450 mm Shelves: 02 nos. of adjustable full shelves. Edge banding : 1 mm thick PVC of same colour Color shade: As per client/Arch requirement All related hardware, handle, locks, etc. of SS 316 	10 Nos.

5	High back Chair with Castor		<ul style="list-style-type: none"> • High back executive chair shall have PU. handle, • Hot pressed bend ply in seat and back, • Ergonomically design with natural shape of spine supporting entire back of the user and provide good lumbar support. • The back rest height is 26" Upholstered with 40 density PU foam in seat and back, covered with tapestry. • Bottom: 38mm dia x 1.6 mm thick pipe used in five prone stand with castors, Single position lock, gas lift operating system and mechanism made from M.S. sheet, duly powder coated 40 to 50 	10 Nos.
6	Computer Chair with Castor		<ul style="list-style-type: none"> • Mid back chair shall have PU. handle, • Hot pressed bend ply in seat and back, • Ergonomically design with natural shape of spine supporting entire back of the user and provide good lumbar support. • The back rest height is 20" Upholstered with 40 density PU foam in seat and back, covered with tapestry. • Bottom: 38mm dia x 1.6 mm thick pipe used in five prone stand with castors, Single position lock, gas lift operating system and mechanism made from M.S. sheet, duly powder coated 40 to 50 micron. 	25 Nos.
7	Faculty Table with Side Unit	 	<ul style="list-style-type: none"> • Table Top size 1500 (l) x 900 (b) x 750 (h) mm made from 36mm MDF board laminated with post form lamination on top and backer lamination with 1 mm edge banding with hot melt glue. • Table Legs made up of 50 mm x 1.5 mm round pipe • Modesty panel and gable ends made up of 18 gauge perforated MS sheet • MS paddle stand of minimum three drawer with good quality locking system • Same pattern Side unit having size 900 (l) x 450 (b) x 750 (h) mm with 36mm MDF board laminated with post form lamination on top and backer lamination with 1 mm edge banding with hot melt glue. 	10 Nos.

8	Calcium Silicate Aerolite False Ceiling		<ul style="list-style-type: none"> • Providing and fixing false ceiling system using hot dipped galvanized steel section • Rotary stitched main tee of size 15 × 42 mm web height, having 0.36 mm gauge at every 600mm center to center maximum and rotary stitched cross tee of size 15mm × 42 mm having 0.33 mm gauge at every 600 mm c/c • Wall angle of size 19 × 19 mm having 0.35 mm gauge fixed to the periphery of the wall. • The above grid is suspended at every 600 mm c/c in both direction using 2.00 mm thick straightened GI wire laying Dune Supreme Microlock Edge with Silhouette Grid (Black Reveal) ceiling tiles of size 600 mm × 600 mm × 15 mm having NRC 0.50 light reflectance of >85% (WT, thermal conductivity k= 0.052-0.057 W/mOk, humidity resistance of 99% (having Lifetime Guarantee against SAG), having fire performance CLASS O/CLASS 1 (BS 476) • Surface having 3 coats of white paint - crisp finely granulated with micro perforations, back of the tile duly sanded and finished with a coat of protective paint. 	2000 Sq. Ft.
---	--	--	---	-------------------------

9	Seminar Room Chair	1		<ul style="list-style-type: none"> Chair with poly plastic or wooden writing tablet chair having aluminum frame foam 30mm × 12mm (± 2 mm). Oval piper seat and back net/pu molded tapestry plastic cover & hot press bend ply, pu molded & tapestry chair frame with powder coating finish color. Six color option should be provided by bidder Color will be finalized by authority of IITRAM. 	50 Nos.
		2		<ul style="list-style-type: none"> M.S.38 mm pipe powder coating pu molded (40 mm) As per choice 	150 Nos.
10	Partition	1		<p><u>Modular Partition</u></p> <ul style="list-style-type: none"> Providing and fixing modular partition full or low with 1.35 meter or more with whole frame structure of Aluminum extruded alloy sections with all sections power coated (minimum 50 micron) having overall partition thickness 80 mm (double skin) flush on both sides, with no screwing or gluing etc. Door frame should be sturdy & matching with the partition. Vertical / Horizontal End Section: Aluminum extruded section having overall size 80mm x 14 x 1.5 mm with provision to connect with each other on one side and 3 mm nothing bands on other side. Vertical / Horizontal Intermediate Section: Aluminum extruded section having overall size 56mm x 28 x 1.5mm with provision to connect with each other on both sides. 	1500.00 sq.ft

11	Partition	2	<ul style="list-style-type: none"> • Bottom Section / Skirting Section: Aluminum extruded section having overall size 80mm x 34 x 1.5mm with provision to snap hold all above section on one side and twin layer of 12mm panel on other side. • Top Section: Aluminum extruded section having an overall size 84mm x 10mm in curved contour hollow top trench on 10 x 3 mm size for slide lock with end section. • End Section : Aluminum section having a overall size 80 x 8mm flat contour with hollow top trench of 10 x 3 mm size for slide lock with end section 	
			<p>Door:</p> <ul style="list-style-type: none"> • Flush door with lamination & view glasses 8 mm thick and including hardware like handles (stainless steel, door closer and dead lock etc as per instruction from IITRAM. <p>Door size minimum: length 6¹/₂ feet , width 2¹/₂ feet and 30 mm thickness (including lamination)</p> <p>Lamination sheet colour for modular partition and door : Options to be approved prior to supply</p>	<p>2 Nos. Price to be quoted per Sq.ft. with 30 mm thickness (including levis)</p>
12	Computer Table		<ul style="list-style-type: none"> • Providing & fixing table size 900 mm X 600 mm X 750 mm made from 36mm MDF board laminated with post form lamination on top and backer lamination with 0.8mm PVC edge banding with hot melt glue. 	50 Nos.
13	Visitor Chair		<ul style="list-style-type: none"> • Providing & Supplying Proactive low back chair having Single-Position locking Synchro Tilt Mechanism. With 5-Prong Nylon high rise base heavy duty twin wheeled nylon castors. Elegant Height adjusting PU padded armrest. Class IV gas lift as per DIN standards. Elegant Leather upholstery 	50 Nos.

❖ Quantity shown is indicative. Institute will place the order as per requirement (when required- during the validity period of rate contract.)